



**Named Member:**

Granby Ranch Metropolitan District  
Wolfsberger, LLC  
PO Box 8  
Henderson, CO 80640

**Broker of Record:**

NO BROKER

| Coverage No. | Entity ID | Effective Date | Expiration Date | Invoice Date |
|--------------|-----------|----------------|-----------------|--------------|
| POL-0004655  | 60397     | 1/1/2021       | EOD 12/31/2021  | 9/1/2021     |

| Coverage                                | Contribution |
|---|--------------|
| General Liability                       | \$ 520       |
| Crime                                   | \$ 135       |
| Non-Owned Auto Liability                | \$ 132       |
| Hired Auto Physical Damage              | \$ 65        |
| No-Fault Water Intrusion & Sewer Backup | \$ 17        |
| Public Officials Liability              | \$1,163      |
| Pollution                               | \$ 0         |

|                           |                |
|---------------------------|----------------|
| <b>Total Contribution</b> | <b>\$2,032</b> |
|---------------------------|----------------|

Estimated Annualized Contribution (for budgeting purposes only) \$2,032

**Please note: where included above, Hired Auto Physical Damage and Non-Owned Auto Liability are mandatory coverages and may not be removed. No-Fault Water Intrusion & Sewer Backup coverage may only be removed with completion of the No-Fault Opt Out Endorsement.**

**The following discounts are applied (Not applicable to minimum contributions):**

- 7.77% Continuity Credit Discount
- 10% Direct Discount
- 8% Multi Program Discount for WC Program Participation

**Please include a copy of the invoice with your check.**

**Please Remit Payment to:**

Colorado Special Districts Property and Liability Pool  
PO Box 1539  
Portland, OR 97207-1539

**Payment Due Upon Receipt**

**Payment evidences acceptance of this coverage. NOTE: Terms of the Intergovernmental Agreement require timely payment to prevent automatic cancellation of coverage. Only the Colorado Special Districts Property and Liability Pool Board of Directors can extend the cancellation provision.**



**Public Entity Liability and Auto Physical Damage Certificate Holder Declaration**

**Master Coverage Document Number:** CSD Pool – CTC 01 01 2018 and CSD Pool PEL 01 01 21

**Certificate Number:** POL-0004655

**Coverage Period:** 1/1/2021 to EOD 12/31/2021

**Named Member:**

Granby Ranch Metropolitan District  
 Wolfersberger, LLC  
 PO Box 8  
 Henderson, CO 80640

**Broker of Record:**

NO BROKER

Coverage is provided only for those coverages indicated below for which a contribution is shown.

| Coverage   | Per Occurrence Limit                           | Annual Aggregate Limit | Deductible  | Contribution |
|--|--|------------------------|-------------|--------------|
| <b>Public Entity Liability Coverage including:</b>       | \$2,000,000                                    | None                   |             |              |
| General Liability  | Included                                       | None                   | None        | \$520        |
| Medical Payments - Premises                              | \$10,000                                       | None                   | None        | Included     |
| Employee Benefits Liability                              | Included                                       | None                   | None        | Included     |
| Public Officials Liability                               | Included                                       | None                   | \$1,000     | \$1,163      |
| Employment Practices Liability                           | Included                                       | None                   | *\$100,000  | Included     |
| Pre Loss Legal Assistance                                | \$3,500  | \$7,000                | None        | Included     |
| No-Fault Water Intrusion & Sewer Backup                  | \$200,000 limited to \$10,000 Any One Premises | ***\$1,000,000         | \$500       | \$17         |
| Cyber  | \$200,000                                      | **\$200,000            | \$1,000     | Included     |
| Fiduciary Liability                                      | \$200,000                                      | **\$200,000            | \$1,000     | Included     |
| Excess Liability - Coverage agreements A,B,C,D           | No Coverage                                    | No Coverage            | N/A         | No           |
| Auto Liability   | No Coverage                                    | No Coverage            | N/A         | No           |
| Medical Payments – Auto                                  | No Coverage                                    | No Coverage            | N/A         | No           |
| Non-Owned and Hired Auto Liability                       | Included                                       | None                   | None        | \$132        |
| Uninsured/Underinsured Motorists Liability               | No Coverage                                    | No Coverage            | N/A         | No           |
| <b>Auto Physical Damage</b>                              | No Coverage                                    | No Coverage            | N/A         | No           |
| Hired Auto Physical Damage                               | \$50,000                                       | N/A                    | \$500/\$500 | \$65         |
| Auto Physical Damage - Employee Deductible Reimbursement | \$2,500  | N/A                    | None        | Included     |

**Total Contribution** 1,897.00

\*Employment Practices Liability Deductible: 50% of loss including Indemnity and Legal Expenses subject to a maximum deductible of \$100,000 each occurrence.


\*\*A \$5,000,000 All Member Annual Aggregate Limit shall apply to Cyber.

\*\*A \$1,000,000 All Member Annual Aggregate Limit shall apply to Fiduciary Liability.

\*\*\*No-Fault Water Intrusion & Sewer Backup has \$1,000,000 All Member Annual Aggregate Limit.

**Additional Endorsements applicable to Member:**

This Certificate Holder Declaration is made and is mutually accepted by the CSD Pool and the Named Member subject to all terms which are made a part of the Public Entity Liability Coverage Document. This Certificate represents only a brief summary of coverages. Please refer to the Master Coverage Document for actual coverage, terms, conditions, and exclusions.

Countersigned by:   
 Authorized Representative

Date: 9/1/2021

**Crime Certificate Holder Declaration**

**Master Coverage Document Number:** J05931794  
**Certificate Number:** POL-0004655

**Insurer:** Federal Insurance Company (Chubb)  
**Coverage Period:** 1/1/2021 to EOD 12/31/2021

**Named Member:**

Granby Ranch Metropolitan District  
Wolfersberger, LLC  
PO Box 8  
Henderson, CO 80640

**Broker of Record:**

NO BROKER

**Covered Benefit Plan:**

**Covered Designated Agent(s):**

**Coverages and Limits:**

|  |         |
|--|---------|
| <b>Employee Theft:</b>   | \$5,000 |
| <ul style="list-style-type: none"> <li>· Limit is maximum for each loss</li> <li>· Employee includes executives, full-time, part-time, seasonal, leased and temporary employee(s), interns or non-compensated volunteer.</li> <li>· Includes funds from a sponsored benefit plan, when the Covered Benefit Plan name is listed above.</li> </ul> |         |
| <b>Public Official Faithful Performance of Duty:</b>   | \$5,000 |
| <b>Client Theft:</b>   | \$5,000 |
| <b>Forgery or Alteration:</b>  | \$5,000 |
| <b>On Premises:</b>  | \$5,000 |
| <b>In Transit:</b>   | \$5,000 |
| <b>Computer System Fraud:</b>  | \$5,000 |
| <b>Funds Transfer Fraud:</b>   | \$5,000 |
| <b>Debit, Credit or Charge Card Fraud:</b>   | \$5,000 |
| <b>Money Orders and Counterfeit Paper Currency Fraud:</b>  | \$5,000 |
| <b>Social Engineering Fraud:</b>   | \$5,000 |

**Deductible(s):**

|  |                                       |
|--|---------------------------------------|
| <b>All Crime except Social Engineer Fraud:</b> | \$100                                 |
| <b>Social Engineering Fraud:</b>               | 20% of Social Engineering Fraud Limit |


**Contribution:**

\$135

**Policy Forms:**

|                  |   |
|------------------|---|
| PF-52815 (04/20) | The Chubb Primary <sup>SM</sup> Commercial Crime Insurance        |
| PF-52853 (04/20) | Governmental Entity (Colorado Special Districts Pool) Endorsement |
| PF-53127 (04/20) | Colorado Amendatory Endorsement                                   |
| PF-52851 (04/20) | Add Corporate Credit Card Coverage                                |

**This Certificate Holder Declaration is made and is mutually accepted by the CSD Pool and the Named Member subject to all terms which are made a part of the Master Crime Policy. This Certificate represents only a brief summary of coverages. Please refer to the Master Policy Documents for actual coverage, terms, conditions, and exclusions.**

Countersigned by:  \_\_\_\_\_  
Authorized Representative

## Identity Recovery Certificate Holder Declaration

**Master Coverage Policy Number:**  
CSD Pool IDR Form 01 01 21

**Insurer:**  
The Hartford Steam Boiler Inspection  
and Insurance Company

**Certificate Number:** POL-0004655

**Coverage Period:** 1/1/2021 to EOD 12/31/2021

**Named Member:**  
Granby Ranch Metropolitan District  
Wolfersberger, LLC  
PO Box 8  
Henderson, CO 80640

**Broker of Record:**  
NO BROKER

**Member:**

All permanent employees and District Board members participating in the Colorado Special Districts Property and Liability Pool; Special District Association of Colorado staff and Board of Directors.

**Coverage:**

Reimbursement coverage for expenses arising from a defined "Identity Theft" event. Including: legal fees for answer of civil judgements and defense of criminal charges; phone, postage, shipping fees; notary and filing fees; credit bureau reports; lost wages; child/elder care and mental health counseling.

This coverage does not reimburse the member for monies stolen or fraudulently charged to the member, and excludes loss arising from the member's fraudulent, dishonest or criminal act.

**Annual Aggregate Limit per Member:**      **\$35,000**

Case Management Service Expenses - does not reduce the limit available

Legal Costs - reduces the limit available

**Sub Limits:**

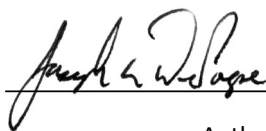
|                |                                 |
|----------------|---------------------------------|
| <b>\$5,000</b> | Lost Wages and Child/Elder Care |
| <b>\$1,000</b> | Mental Health Counseling        |
| <b>\$1,000</b> | Miscellaneous Expenses          |

**Coverage Trigger:** Coverage is provided on a discovery basis with a 60-day reporting requirement

**Claims:** For Recovery Assistance and Counseling, please call 1-800-945-4617

**This Certificate Holder Declaration is made and is mutually accepted by the CSD Pool and the Named Member subject to all terms which are made a part of the Identity Recovery Coverage Policy. This Certificate represents only a brief summary of coverages. Please refer to the Master Coverage document for actual coverage, terms, conditions, and exclusions.**

Countersigned by: \_\_\_\_\_



Authorized Representative

Date: 9/1/2021

**Annual Comparison of 2021 and 2020 contributions.**  
**Loss Ratios based on participation years from 0000 to 0000**

**Granby Ranch Metropolitan District**

| Year         | Contribution |
|--------------|--------------|
| 2021         | \$2,032.00   |
| 2020         | \$2,015.00   |
| Difference   | \$17.00      |
| % Difference | 0.84%        |

| General Liability | Contribution | TOE         |
|-------------------|--------------|-------------|
| Yr. 2021          | \$520.00     | \$74,372.00 |
| Yr. 2020          | \$501.00     | \$74,372.00 |
| Difference        | \$19.00      | \$0.00      |
| % Difference      | 3.79%        | 0.00%       |
| Loss Ratio        | 0.00%        |             |

| Equipment Breakdown | Contribution |
|---------------------|--------------|
| Yr. 2021            | \$0.00       |
| Yr. 2020            | \$0.00       |
| Difference          | \$0.00       |
| % Difference        | 0.00%        |
| Loss Ratio          | 0.00%        |

| Auto Liability | Contribution | Auto Count |
|----------------|--------------|------------|
| Yr. 2021       | \$132.00     | 0          |
| Yr. 2020       | \$132.00     | 0          |
| Difference     | \$0.00       | 0          |
| % Difference   | 0.00%        | 0.00%      |
| Loss Ratio     | 0.00%        |            |

| Crime        | Contribution |
|--------------|--------------|
| Yr. 2021     | \$135.00     |
| Yr. 2020     | \$135.00     |
| Difference   | \$0.00       |
| % Difference | 0.00%        |
| Loss Ratio   | 0.00%        |

| Auto Physical Damage | Contribution | TIV    |
|----------------------|--------------|--------|
| Yr. 2021             | \$65.00      | \$0.00 |
| Yr. 2020             | \$65.00      | \$0.00 |
| Difference           | \$0.00       | \$0.00 |
| % Difference         | 0.00%        | 0.00%  |
| Loss Ratio           | 0.00%        |        |

| Public Officials Liability | Contribution | EE Count |
|----------------------------|--------------|----------|
| Yr. 2021                   | \$1,163.00   | 0        |
| Yr. 2020                   | \$1,163.00   | 0        |
| Difference                 | \$0.00       | 0        |
| % Difference               | 0.00%        | 0.00%    |
| Loss Ratio                 | 0.00%        |          |

| Property/Inland Marine | Contribution | TIV    |
|------------------------|--------------|--------|
| Yr. 2021               | \$0.00       | \$0.00 |
| Yr. 2020               | \$0.00       | \$0.00 |
| Difference             | \$0.00       | \$0.00 |
| % Difference           | 0.00%        | 0.00%  |
| Loss Ratio             | 0.00%        |        |

| Excess Liability | Contribution |
|------------------|--------------|
| Yr. 2021         | \$0.00       |
| Yr. 2020         | \$0.00       |
| Difference       | \$0.00       |
| % Difference     | 0.00%        |
| Loss Ratio       | 0.00%        |

| Earthquake   | Contribution |
|--------------|--------------|
| Yr. 2021     | \$0.00       |
| Yr. 2020     | \$0.00       |
| Difference   | \$0.00       |
| % Difference | 0.00%        |
| Loss Ratio   | 0.00%        |

| Flood        | Contribution |
|--------------|--------------|
| Yr. 2021     | \$0.00       |
| Yr. 2020     | \$0.00       |
| Difference   | \$0.00       |
| % Difference | 0.00%        |
| Loss Ratio   | 0.00%        |

| No Fault     | Contribution |
|--------------|--------------|
| Yr. 2021     | \$17.00      |
| Yr. 2020     | \$19.00      |
| Difference   | -\$2.00      |
| % Difference | -10.53%      |
| Loss Ratio   | 0.00%        |

## Excess Liability Options Proposal For 2021

### This Proposal Does Not Bind Coverage

This report demonstrates what it would cost your district to increase coverage from your current limit of liability to a higher limit.

**Named Member:** Granby Ranch Metropolitan District

**Certificate Number:** POL-0004655

| <u>Excess Limit</u> | <u>Annual Excess Contribution</u> | <u>Change in Contribution</u> |
|---------------------|-----------------------------------|-------------------------------|
| \$1,000,000         | \$330                             | \$330                         |
| \$2,000,000         | \$570                             | \$570                         |
| \$3,000,000         | \$810                             | \$810                         |
| \$4,000,000         | \$1,020                           | \$1,020                       |
| \$5,000,000         | \$1,250                           | \$1,250                       |
| \$6,000,000         | \$1,500                           | \$1,500                       |
| \$7,000,000         | \$1,750                           | \$1,750                       |
| \$8,000,000         | \$2,000                           | \$2,000                       |

**Note: This is not your Coverage Document. It was created solely for informational purposes.**

Wednesday, September 1, 2021

## Line Premiums Based on Deductible Options

### Granby Ranch Metropolitan District

Based on Policy POL-0004655 data as of 9/1/2021

| Auto Liability |            |
|----------------|------------|
|                | \$2,032.00 |

| General Liability |          |
|-------------------|----------|
| \$0.00            | \$520.00 |
| \$500.00          | \$520.00 |
| \$1,000.00        | \$520.00 |
| \$2,500.00        | \$520.00 |
| \$5,000.00        | \$520.00 |
| \$7,500.00        | \$520.00 |
| \$10,000.00       | \$520.00 |

| Auto Physical Damage                    |            |
|---|------------|
| Comprehensive and Collision Deductibles |            |
| <i>Both</i>                             | \$2,032.00 |

| Property                                       |            |
|--|------------|
| Property and Inland Marine Deductibles (IM Max |            |
|  | \$2,032.00 |
| (\$5,000)                                      |            |

| No-Fault   |         |
|------------|---------|
| \$500.00   | \$17.00 |
| \$1,000.00 | \$12.00 |
| \$2,500.00 | \$11.00 |
| \$5,000.00 | \$9.00  |
| \$7,500.00 | \$8.00  |

| Public Officials Liability   |            |
|------------------------------|------------|
| <b>EPLI \$100,000 &amp;:</b> |            |
| <i>POL \$1,000.00</i>        | \$1,163.00 |
| <i>POL \$2,500.00</i>        | \$1,163.00 |
| <i>POL \$5,000.00</i>        | \$1,163.00 |
| <i>POL \$7,500.00</i>        | \$1,163.00 |
| <i>POL \$10,000.00</i>       | \$1,163.00 |
| <b>POL \$1,000 &amp;:</b>    |            |
| <i>EPLI \$5,000.00</i>       | \$2,237.00 |
| <i>EPLI \$7,500.00</i>       | \$1,996.00 |
| <i>EPLI \$10,000.00</i>      | \$1,755.00 |
| <i>EPLI \$25,000.00</i>      | \$1,274.00 |
| <i>EPLI \$50,000.00</i>      | \$1,163.00 |
| <i>EPLI \$100,000.00</i>     | \$1,163.00 |

| Equipment Breakdown |            |  |
|---------------------|------------|--|
|                     | \$2,032.00 |  |

**General Liability Schedule  
Metropolitan District**

**Policy Number:** POL-0004655

**Coverage Period:** 1/1/2021 - EOD 12/31/2021

**Named Member:** Granby Ranch Metropolitan District

**Broker:** 10,154

| Code | Description                                       | Unit    | Amount        | Effective Date | Expiration Date |
|------|---|---------|---------------|----------------|-----------------|
| 1    | 1-Number of Skate Board Parks                     | Total   |               | 1/1/2021       | 12/31/2021      |
| 2    | 2-Number of Diving Boards                         | Total   |               | 1/1/2021       | 12/31/2021      |
| 3    | 3-Number of Water Slides                          | Total   |               | 1/1/2021       | 12/31/2021      |
| 4    | 4-Maximum Bond Issued                             | Dollars | 11,900,000.00 | 1/1/2021       | 12/31/2021      |
| 5    | 5-Number of Bonds Issued                          | Total   | 1.00          | 1/1/2021       | 12/31/2021      |
| 20   | 20-Day Care Operations - Total Annual Payroll     | Dollars | 0.00          | 1/1/2021       | 12/31/2021      |
| 30   | 30-Number of EMT Personnel                        | Total   |               | 1/1/2021       | 12/31/2021      |
| 32   | 32-Paid Firefighters - (Not EMT)                  | Total   |               | 1/1/2021       | 12/31/2021      |
| 37   | 37-Pipe Line - Under Drain                        | Miles   | 0.00          | 1/1/2021       | 12/31/2021      |
| 39   | 39-Pipe Line                                      | Miles   |               | 1/1/2021       | 12/31/2021      |
| 43   | 43-Pipe Line - Sewer / Storm Drainage Combined    | Miles   |               | 1/1/2021       | 12/31/2021      |
| 50   | 50-Number of Teachers                             | Total   |               | 1/1/2021       | 12/31/2021      |
| 70   | 70-Number of Golf Courses                         | Total   |               | 1/1/2021       | 12/31/2021      |
| 80   | 80-Number of Go Cart Tracks                       | Total   | 0.00          | 1/1/2021       | 12/31/2021      |
| 98   | 98-Additional First Named Members                 | Total   | 0.00          | 1/1/2021       | 12/31/2021      |
| 105  | 105-Total Operating Expenses - Any other          | Dollars | 74,372.00     | 1/1/2021       | 12/31/2021      |
| 130  | 130-Total Operating Expenses - Park & Recreation  | Dollars |               | 1/1/2021       | 12/31/2021      |
| 131  | 131-Total Operating Expenses - Cemetery           | Dollars |               | 1/1/2021       | 12/31/2021      |
| 132  | 132-Total Operating Expenses - Soil & Water Conse | Dollars |               | 1/1/2021       | 12/31/2021      |

|     |  |         |      |          |            |
|-----|--|---------|------|----------|------------|
| 133 | 133-Total Operating Expenses - Pest Control  | Dollars |      | 1/1/2021 | 12/31/2021 |
| 134 | 134-Total Operating Expenses - Hospital / Health   | Dollars |      | 1/1/2021 | 12/31/2021 |
| 135 | 135-Total Operating Expenses - Drainage  | Dollars |      | 1/1/2021 | 12/31/2021 |
| 136 | 136-Total Operating Expenses - Library   | Dollars |      | 1/1/2021 | 12/31/2021 |
| 137 | 137-Total Operating Expenses - Water Control   | Dollars |      | 1/1/2021 | 12/31/2021 |
| 138 | 138-Total Operating Expenses - Fire / Ambulance  | Dollars |      | 1/1/2021 | 12/31/2021 |
| 139 | 139-Total Operating Expenses - Water   | Dollars |      | 1/1/2021 | 12/31/2021 |
| 140 | 140-Total Operating Expenses - Irrigation  | Dollars |      | 1/1/2021 | 12/31/2021 |
| 141 | 141-Total Operating Expenses - Sanitation  | Dollars |      | 1/1/2021 | 12/31/2021 |
| 142 | 142-Total Operating Expenses - Transit   | Dollars |      | 1/1/2021 | 12/31/2021 |
| 143 | 143-Total Operating Expenses - Improvement   | Dollars |      | 1/1/2021 | 12/31/2021 |
| 151 | 151-Total Operating Expenses - Sanitation MW Discounted                                    | Dollars | 0.00 | 1/1/2021 | 12/31/2021 |
| 215 | 215-Buildings & Premises Occupied by District  | Sq. Ft. |      | 1/1/2021 | 12/31/2021 |
| 250 | 250-Number of Homes – Covenant Enforcement/Design Review Services under District Authority | Total   |      | 1/1/2021 | 12/31/2021 |
| 270 | 270-Number of Aboveground Storage Tanks (excluding water tanks)                            | Total   | 0.00 | 1/1/2021 | 12/31/2021 |
| 331 | 331-Number of Paid Firefighters - Full-Time  | Total   |      | 1/1/2021 | 12/31/2021 |
| 332 | 332-Number of Paid Firefighters - Part-Time  | Total   |      | 1/1/2021 | 12/31/2021 |
| 333 | 333-Number of Volunteer Firefighters   | Total   |      | 1/1/2021 | 12/31/2021 |
| 334 | 334-Number of Paid EMT - Full-Time   | Total   | 0.00 | 1/1/2021 | 12/31/2021 |
| 335 | 335-Number of Paid EMT - Part-Time   | Total   | 0.00 | 1/1/2021 | 12/31/2021 |
| 348 | 348-Number of Board Members  | Total   | 5.00 | 1/1/2021 | 12/31/2021 |
| 350 | 350-Number of Permanent Employees - Full-Time  | Total   |      | 1/1/2021 | 12/31/2021 |
| 351 | 351-Number of Permanent Employees - Part-Time  | Total   | 0.00 | 1/1/2021 | 12/31/2021 |
| 366 | 366-Total Payroll  | Dollars |      | 1/1/2021 | 12/31/2021 |

|     |   |          |           |          |            |
|-----|---|----------|-----------|----------|------------|
| 400 | 400-Class 1 Boats - Under 26'   | Total    |           | 1/1/2021 | 12/31/2021 |
| 411 | 411-Total Water Delivered Annually - Millions of Gallons                  | MGAL     |           | 1/1/2021 | 12/31/2021 |
| 414 | 414-Playground/parks (Area)   | Acres    |           | 1/1/2021 | 12/31/2021 |
| 415 | 415-Number of Grandstands/Stadiums  | Total    |           | 1/1/2021 | 12/31/2021 |
| 420 | 420-Vacant Land   | Acres    |           | 1/1/2021 | 12/31/2021 |
| 450 | 450-Miles of Road Maintained  | Miles    | 0.00      | 1/1/2021 | 12/31/2021 |
| 522 | 522-Number of Ponds, Lakes & Reservoirs                                   | Total    |           | 1/1/2021 | 12/31/2021 |
| 550 | 550-Fire Department Area Served   | Sq Miles |           | 1/1/2021 | 12/31/2021 |
| 671 | 671-Number of Parks   | Total    |           | 1/1/2021 | 12/31/2021 |
| 710 | 710-Dams - Class 1 - Low Hazard - Total Acre-Feet                         | Acre Ft. | 0.00      | 1/1/2021 | 12/31/2021 |
| 712 | 712-Dams - Class 1 - Low Hazard - Number of Dams                          | Count    | 0.00      | 1/1/2021 | 12/31/2021 |
| 720 | 720-Dams - Class 2 - Med Hazard - Total Acre-Feet                         | Acre Ft. | 0.00      | 1/1/2021 | 12/31/2021 |
| 722 | 722-Dams - Class 2 - Med Hazard - Number of Dams                          | Count    | 0.00      | 1/1/2021 | 12/31/2021 |
| 730 | 730-Dams - Class 3 - High Hazard - Total Acre-Feet                        | Acre Ft. | 0.00      | 1/1/2021 | 12/31/2021 |
| 732 | 732-Dams - Class 3 - High Hazard - Number of Dams                         | Count    | 0.00      | 1/1/2021 | 12/31/2021 |
| 811 | 811-Number of Spillways   | Total    |           | 1/1/2021 | 12/31/2021 |
| 900 | 900-Services Contracted out to Others                                     | Dollars  | 63,300.00 | 1/1/2021 | 12/31/2021 |
| 924 | 924-Revenue from use of Swimming Pools                                    | Dollars  |           | 1/1/2021 | 12/31/2021 |
| 925 | 925-Number of Swimming Pools  | Total    |           | 1/1/2021 | 12/31/2021 |
| 945 | 945-Number of Sewage Taps   | Total    |           | 1/1/2021 | 12/31/2021 |
| 946 | 946-Number of Water Mains or Connections                                  | Total    |           | 1/1/2021 | 12/31/2021 |
| 947 | 947-Sewer and/or Sanitation Line Maintenance (budget)                     | Dollars  |           | 1/1/2021 | 12/31/2021 |
| 948 | 948-Water Line Maintenance (budget)                                       | Dollars  |           | 1/1/2021 | 12/31/2021 |
| 997 | 997-Number of district sponsored Events/Fundraisers - No Alcohol Served   | Total    |           | 1/1/2021 | 12/31/2021 |
| 998 | 998-Number of District sponsored Events/Fundraisers – With Alcohol Served | Total    |           | 1/1/2021 | 12/31/2021 |

|     |   |         |      |          |            |
|-----|---|---------|------|----------|------------|
|     |   |         |      |          |            |
| 999 | 999-Prior Acts Coverage Under a Previous "Claims Made" Policy | Premium |      | 1/1/2021 | 12/31/2021 |
| 341 | 341-Club/Recreation/Camp Volunteers                           | Total   | 0.00 | 1/1/2021 | 12/31/2021 |
| 342 | 342-Day Care Volunteers                                       | Total   | 0.00 | 1/1/2021 | 12/31/2021 |
| 344 | 344-Event Organizer Volunteers                                | Total   | 0.00 | 1/1/2021 | 12/31/2021 |
| 345 | 345-General Volunteers  | Total   | 0.00 | 1/1/2021 | 12/31/2021 |

**If your district has exposures not listed on the General Liability schedule above, such as airplanes, security staff, bridges, drones, etc., please furnish details. Certain activities may be excluded or restricted.**

## **Renewal Documents and Invoice** **1/1/2021 to EOD 12/31/2021**

Acceptance of this coverage is evidenced only by payment of the enclosed invoice by January 1, 2021. Please review the attached Coverage Contribution instructions for details about your payment.

The following renewal documents are enclosed where applicable:

1. Invoice: Payment is due upon receipt. Please return a copy of the invoice with your payment to ensure that it is applied correctly.
2. Coverage Declaration Pages: Informational page summarizing the key points about the coverage provided including limits and deductible descriptions for all coverage provided. Full coverage forms will be available at [csdpool.org/documents](https://csdpool.org/documents) on January 1, 2021.
3. Schedules: Lists of exposures and values.
4. Certificates of coverage: Originals are mailed directly to the Certificate Holders.
5. Automobile identification cards: Hard copies will be mailed.
6. Quote for Excess Liability limits: Limits of up to \$8 million, in excess of the primary \$2 million Liability limit, are available. Although the primary \$2 million Liability limit is sufficient to cover the CGIA tort cap, we do recommend that you consider purchasing higher limits primarily due to special districts' unlimited liability to federal civil rights, discrimination, harassment, whistle blowing, and other employment-related practices claims.
7. Net loss ratio comparison report by line of coverage: A comparison of losses over the last two years.



## **Renewal Notice**

The annual contribution for your coverage with the Pool is due upon receipt of the invoice. To make a payment, please mail your check to

Colorado Special Districts Property & Liability Pool  
PO Box 1539  
Portland, OR 97207

For express or overnight mail services, please use the address below:

McGriff  
1800 SW 1<sup>st</sup> Ave, Suite 400  
Portland, OR 97201

Please include a copy of the invoice with your payment to ensure that it is accurately applied.

The Pool does not accept credit card payments; however, if you would like to make payment via wire transfer, please let us know and we will be happy to provide you with the wiring instructions.

Please be advised that in accordance with the Intergovernmental Agreement (IGA), automatic expulsion will occur on the 60<sup>th</sup> day should your account not be current. If you wish to reinstate your district's coverage after cancellation has occurred, a \$100 reinstatement fee will apply.

If your district requires a payment extension, please submit a request in writing by December 1, 2020 for consideration by the CSD Pool Board of Directors.

Another requirement for maintaining coverage with the Pool is adoption of the IGA and Resolution by each District's Board of Directors. The signed and executed agreements must be on file with the Pool Administrator within 60 days of initial binding of coverage with the Pool. This document is not required each year at renewal.

Finally, all members in the Pool must be members in good standing with the Special District Association of Colorado (SDA). The CSD Pool will non-renew coverage if the SDA determines that your membership dues are not current.

For billing questions, please email us at [billing@csdpool.org](mailto:billing@csdpool.org) or call us at 800-318-8870, ext. 3.