

## **Renewal Documents and Invoice 1/1/2023 to EOD 12/31/2023**

Acceptance of this coverage is evidenced only by payment of the enclosed invoice by January 1, 2023.

The following renewal documents are attached where applicable:

1. Invoice: Payment is due upon receipt. Please return a copy of the invoice with your payment to ensure that it is applied correctly. We have attached a Coverage Contribution instructions sheet which provides details about your payment.
2. Comparison of Annual Contributions.
3. Deductible Options:
  - Provides the difference in cost by coverage line if you were to increase or decrease the deductible for that specific coverage.
4. Quote for Excess Liability limits for your consideration:
  - Limits of up to \$8 million, in excess of the primary \$2 million Liability limit, are available. Although the primary \$2 million Liability limit is sufficient to cover the CGIA tort cap, we do recommend you consider purchasing higher limits primarily due to special districts' unlimited liability to federal civil rights, discrimination, harassment, whistle blowing, and other employment-related practices claims.
5. Coverage Declaration Pages: Informational page summarizing the key points about the coverage provided including limits and deductible descriptions for all coverage provided. Full coverage forms will be available at [csdpool.org/documents](https://csdpool.org/documents) by January 1, 2023.
6. Schedules: Lists of exposures and values.
7. Certificates of coverage: Originals are mailed directly to the Certificate Holders.
8. Automobile identification cards: Hard copies will be mailed.

## Property and Liability Coverage Invoice

**Named Member:**

Granby Ranch Metropolitan District  
c/o Wolfersberger, LLC  
12210 Brighton Rd. #8  
Henderson, CO 80640

**Broker of Record:**

NO BROKER

| Coverage No.    | Entity ID | Effective Date | Expiration Date | Invoice Date |
|-----------------|-----------|----------------|-----------------|--------------|
| 23PL-60397-3145 | 60397     | 1/1/2023       | EOD 12/31/2023  | 12/10/2022   |

| Coverage   | Contribution      |
|--|-------------------|
| General Liability  | \$1,124.00        |
| Crime  | \$135.00          |
| Non-Owned Auto Liability   | \$132.00          |
| Hired Auto Physical Damage   | \$65.00           |
| No-Fault Water Intrusion & Sewer Backup                                    | \$91.00           |
| Public Officials Liability   | \$1,163.00        |
| Pollution  | \$0.00            |
| <b>Total Contribution</b>  | <b>\$2,710.00</b> |
| Estimated Annualized Contribution (for budgeting purposes only) \$2,710.00 |                   |

**Please note: where included above, Hired Auto Physical Damage and Non-Owned Auto Liability are mandatory coverages and may not be removed. No-Fault Water Intrusion & Sewer Backup coverage may only be removed with completion of the No-Fault Opt Out Endorsement.**

**The following discounts are applied (Not applicable to minimum contributions):**

- 7.62% Continuity Credit Discount
- 10% Direct Discount
- 8% Multi Program Discount for WC Program Participation

**Payment Due Upon Receipt**

Payment evidences "acceptance" of this coverage. The terms of the Intergovernmental Agreement (IGA) require timely payment to prevent automatic cancellation of coverage. Please return this invoice and reference the coverage number on your check to help us apply your payment correctly. Only prior notice to the board of directors of the Colorado Special Districts Property and Liability Pool and subsequent approval may extend cancellation provision.

**Remit checks to:** Colorado Special Districts Property and Liability Pool  
c/o McGriff Insurance Services, Inc.  
PO Box 1539  
Portland, OR 97207-1539

We accept online payments at [E-Bill Express](#)  
Refer to Payment Instructions page for additional options  
[billing@csdpool.org](mailto:billing@csdpool.org)  
800-318-8870 ext. 3



## Payment Instructions

The annual contribution for coverage with the Pool is due upon receipt of this invoice.

We accept the following payment methods:

1. Online using **E-Bill Express** ([www.e-billexpress.com/ebpp/CSDPool](http://www.e-billexpress.com/ebpp/CSDPool)). For detailed instructions, please click [here](#) or go to [csdpool.org/documents](http://csdpool.org/documents). You can also find an FAQ [here](#) or go to the E-Bill Express logon screen.
2. Mail your check to:  
Colorado Special Districts Property and Liability Pool  
c/o McGriff Insurance Services, Inc.  
PO Box 1539  
Portland, OR 97207

For express or overnight mail services, please use the address below:

Colorado Special Districts Property and Liability Pool  
c/o McGriff Insurance Services, Inc.  
1800 SW 1<sup>st</sup> Ave, Suite 400  
Portland, OR 97201

**To ensure that your payment is accurately applied, please always include a copy of the invoice.**

3. Wire or ACH transfer from your own bank account. Please let us know if you wish to use this method and we will be happy to provide you with these instructions.

Please be advised that in accordance with the Intergovernmental Agreement (IGA), automatic expulsion will occur on the 60<sup>th</sup> day should your account not be current. If you wish to reinstate your district's coverage after cancellation has occurred, a \$100 reinstatement fee will apply.

If your district requires a payment extension, please submit a written request within ten (10) business days from the date of the invoice, for consideration by the CSD Pool Board of Directors.

Finally, all members of the Pool must be members in good standing with the Special District Association of Colorado (SDA). Please visit the SDA website at [sdaco.org](http://sdaco.org) for member information.

Please contact us at [billing@csdpool.org](mailto:billing@csdpool.org) or 800-318-8870 ext. 3 for billing questions.

**Annual Comparison of 2023 and 2022 contributions.**  
**Loss Ratios based on participation years from 2015 to 2022**

**Granby Ranch Metropolitan District**

| Year         | Contribution |
|--------------|--------------|
| 2023         | \$2,710.00   |
| 2022         | \$2,291.00   |
| Difference   | \$419.00     |
| % Difference | 18.29%       |

| General Liability | Contribution | TOE          |
|-------------------|--------------|--------------|
| Yr. 2023          | \$1,124.00   | \$419,100.00 |
| Yr. 2022          | \$736.00     | \$237,862.00 |
| Difference        | \$388.00     | \$181,238.00 |
| % Difference      | 52.72%       | 76.19%       |
| Loss Ratio        | 1612.60%     |              |

| Equipment Breakdown | Contribution |
|---------------------|--------------|
| Yr. 2023            | \$0.00       |
| Yr. 2022            | \$0.00       |
| Difference          | \$0.00       |
| % Difference        | 0.00%        |
| Loss Ratio          | 0.00%        |

| Auto Liability | Contribution | Auto Count |
|----------------|--------------|------------|
| Yr. 2023       | \$132.00     | 0          |
| Yr. 2022       | \$132.00     | 0          |
| Difference     |              | 0          |
| % Difference   | NaN          | 0.00%      |
| Loss Ratio     | 0.00%        |            |

| Crime        | Contribution |
|--------------|--------------|
| Yr. 2023     | \$135.00     |
| Yr. 2022     | \$135.00     |
| Difference   | \$0.00       |
| % Difference | 0.00%        |
| Loss Ratio   | 0.00%        |

| Auto Physical Damage | Contribution | TIV    |
|----------------------|--------------|--------|
| Yr. 2023             | \$65.00      | \$0.00 |
| Yr. 2022             | \$65.00      | \$0.00 |
| Difference           |              | \$0.00 |
| % Difference         | NaN          | 0.00%  |
| Loss Ratio           | 0.00%        |        |

| Public Officials Liability | Contribution | EE Count |
|----------------------------|--------------|----------|
| Yr. 2023                   | \$1,163.00   | 0        |
| Yr. 2022                   | \$1,163.00   | 0        |
| Difference                 | \$0.00       | 0        |
| % Difference               | 0.00%        | 0.00%    |
| Loss Ratio                 | 20.29%       |          |

| Property/Inland Marine | Contribution | TIV    |
|------------------------|--------------|--------|
| Yr. 2023               | \$0.00       | \$0.00 |
| Yr. 2022               | \$0.00       | \$0.00 |
| Difference             | \$0.00       | \$0.00 |
| % Difference           | 0.00%        | 0.00%  |
| Loss Ratio             | 0.00%        |        |

| Excess Liability | Contribution |
|------------------|--------------|
| Yr. 2023         | \$0.00       |
| Yr. 2022         | \$0.00       |
| Difference       | \$0.00       |
| % Difference     | 0.00%        |
| Loss Ratio       | 0.00%        |

| Earthquake   | Contribution |
|--------------|--------------|
| Yr. 2023     | \$0.00       |
| Yr. 2022     | \$0.00       |
| Difference   | \$0.00       |
| % Difference | 0.00%        |
| Loss Ratio   | 0.00%        |

| Flood        | Contribution |
|--------------|--------------|
| Yr. 2023     | \$0.00       |
| Yr. 2022     | \$0.00       |
| Difference   | \$0.00       |
| % Difference | 0.00%        |
| Loss Ratio   | 0.00%        |

| No Fault     | Contribution |
|--------------|--------------|
| Yr. 2023     | \$91.00      |
| Yr. 2022     | \$60.00      |
| Difference   | \$31.00      |
| % Difference | 51.67%       |
| Loss Ratio   | 0.00%        |

## Deductible Options

### Granby Ranch Metropolitan District

Based on Coverage 23PL-60397-3145 data as of 12/10/2022

| Auto Liability |            |
|----------------|------------|
|                | \$2,710.00 |

| General Liability |            |
|-------------------|------------|
| \$0.00            | \$1,801.00 |
| \$500.00          | \$1,405.00 |
| \$1,000.00        | \$1,311.00 |
| \$2,500.00        | \$1,217.00 |
| \$5,000.00        | \$1,124.00 |
| \$7,500.00        | \$1,088.00 |
| \$10,000.00       | \$1,030.00 |

| Auto Physical Damage                    |            |
|---|------------|
| Comprehensive and Collision Deductibles |            |
| Both                                    | \$2,710.00 |

| Property                                       |            |
|--|------------|
| Property and Inland Marine Deductibles (IM Max |            |
|  | \$2,710.00 |
| \$5,000)                                       |            |

| No-Fault   |         |  |
|------------|---------|--|
| \$500.00   | \$91.00 |  |
| \$1,000.00 | \$64.00 |  |
| \$2,500.00 | \$59.00 |  |
| \$5,000.00 | \$45.00 |  |
| \$7,500.00 | \$41.00 |  |

| Public Officials Liability   |            |  |
|------------------------------|------------|--|
| <b>EPLI \$100,000 &amp;:</b> |            |  |
| POL \$1,000.00               | \$1,163.00 |  |
| POL \$2,500.00               | \$1,163.00 |  |
| POL \$5,000.00               | \$1,163.00 |  |
| POL \$7,500.00               | \$1,163.00 |  |
| POL \$10,000.00              | \$1,163.00 |  |
| <b>POL \$1,000 &amp;:</b>    |            |  |
| EPLI \$5,000.00              | \$2,263.00 |  |
| EPLI \$7,500.00              | \$2,019.00 |  |
| EPLI \$10,000.00             | \$1,776.00 |  |
| EPLI \$25,000.00             | \$1,289.00 |  |
| EPLI \$50,000.00             | \$1,163.00 |  |
| EPLI \$100,000.00            | \$1,163.00 |  |

| Equipment Breakdown |            |  |
|---------------------|------------|--|
|                     | \$2,710.00 |  |



## 2023 Excess Liability Options Proposal

### This Proposal Does Not Bind Coverage

This report demonstrates what it would cost your district to increase coverage from your current limit of liability to a higher limit.

**Named Member:** Granby Ranch Metropolitan District

**Certificate Number:** 23PL-60397-3145

| <u>Excess Limit</u> | <u>Annual Excess Contribution</u> | <u>Change in Contribution</u> |
|---------------------|-----------------------------------|-------------------------------|
| \$1,000,000         | \$346                             | \$346                         |
| \$2,000,000         | \$570                             | \$570                         |
| \$3,000,000         | \$810                             | \$810                         |
| \$4,000,000         | \$1,020                           | \$1,020                       |
| \$5,000,000         | \$1,250                           | \$1,250                       |
| \$6,000,000         | \$1,500                           | \$1,500                       |
| \$7,000,000         | \$1,750                           | \$1,750                       |
| \$8,000,000         | \$2,000                           | \$2,000                       |

**Note: This is not your Coverage Document. It was created solely for informational purposes.**

12/10/2022



**Colorado Special Districts  
Property and Liability Pool**

**Public Entity Liability and Auto Physical Damage Certificate Holder Declaration**

**Master Coverage Document Number:** CSD Pool CTC 01 01 22 and CSD Pool PEL 01 01 23

**Certificate Number:** 23PL-60397-3145

**Coverage Period:** 1/1/2023 to EOD 12/31/2023

**Named Member:**

Granby Ranch Metropolitan District  
c/o Wolfersberger, LLC  
12210 Brighton Rd. #8  
Henderson, CO 80640

**Broker of Record:**

NO BROKER

Coverage is provided only for those coverages indicated below for which a contribution is shown.

| Coverage   | Per Occurrence Limit                           | Annual Aggregate Limit | Deductible  | Contribution   |
|--|--|------------------------|-------------|----------------|
| <b>Public Entity Liability Coverage including:</b> | \$2,000,000                                    | None                   |             |                |
| General Liability                                  | Included                                       | None                   | \$5,000     | \$1,124        |
| Medical Payments - Premises                        | \$10,000                                       | None                   | None        | Included       |
| Employee Benefits Liability                        | Included                                       | None                   | \$5,000     | Included       |
| Public Officials Liability                         | Included                                       | None                   | \$1,000     | \$1,163        |
| Employment Practices Liability                     | Included                                       | None                   | *\$100,000  | Included       |
| Pre Loss Legal Assistance                          | \$3,500  | \$7,000                | None        | Included       |
| No-Fault Water Intrusion & Sewer Backup            | \$200,000 limited to \$10,000 Any One Premises | ***\$1,000,000         | \$500       | \$91           |
| Cyber  | \$200,000                                      | **\$200,000            | \$1,000     | Included       |
| Fiduciary Liability                                | \$200,000                                      | **\$200,000            | \$1,000     | Included       |
| Excess Liability - Coverage agreements             | No Coverage                                    | No Coverage            | N/A         | No             |
| Auto Liability                                     | No Coverage                                    | No Coverage            | N/A         | No             |
| Medical Payments – Auto                            | No Coverage                                    | No Coverage            | N/A         | No             |
| Non-Owned and Hired Auto Liability                 | Included                                       | None                   | None        | \$132          |
| Uninsured/Underinsured Motorists Liability         | No Coverage                                    | No Coverage            | N/A         | No             |
| <b>Auto Physical Damage</b>                        | No Coverage                                    | No Coverage            | N/A         | No             |
| Hired Auto Physical Damage                         | \$50,000                                       | N/A                    | \$500/\$500 | \$65           |
| Auto Physical Damage - Employee Deductible         | \$2,500  | N/A                    | None        | Included       |
| <b>Total Contribution</b>                          |  |                        |             | <b>\$2,575</b> |

\*Employment Practices Liability Deductible: 50% of loss including Indemnity and Legal Expenses subject to a maximum deductible of \$100,000 each occurrence.


\*\*A \$5,000,000 All Member Annual Aggregate Limit shall apply to Cyber.

\*\*A \$1,000,000 All Member Annual Aggregate Limit shall apply to Fiduciary Liability.

\*\*\*No-Fault Water Intrusion & Sewer Backup has \$1,000,000 All Member Annual Aggregate Limit.

**Additional Endorsements applicable to Member:**

This Certificate Holder Declaration is made and is mutually accepted by the CSD Pool and the Named Member subject to all terms which are made a part of the Public Entity Liability Coverage Document. This Certificate represents only a brief summary of coverages. Please refer to the Master Coverage Document for actual coverage, terms, conditions, and exclusions.

Countersigned by:  \_\_\_\_\_  
Authorized Representative

**Crime Certificate Holder Declaration**

**Master Coverage Document Number:** J05931794  
**Certificate Number:** 23PL-60397-3145

**Insurer:** Federal Insurance Company (Chubb)  
**Coverage Period:** 1/1/2023 to EOD 12/31/2023

**Named Member:**

Granby Ranch Metropolitan District  
c/o Wolfersberger, LLC  
12210 Brighton Rd. #8  
Henderson, CO 80640

**Broker of Record:**

NO BROKER

**Covered Designated Agent(s):**

**Coverages and Limits:**

|  |         |
|--|---------|
| <b>Employee Theft:</b>   | \$5,000 |
| <ul style="list-style-type: none"> <li>· Limit is maximum for each loss</li> <li>· Employee includes executives, full-time, part-time, seasonal, leased and temporary employee(s), interns or non-compensated volunteer.</li> <li>· Includes funds from a sponsored benefit plan.</li> </ul> |         |
| <b>Public Official Faithful Performance of Duty:</b>   | \$5,000 |
| <b>Client Theft:</b>   | \$5,000 |
| <b>Forgery or Alteration:</b>  | \$5,000 |
| <b>On Premises:</b>  | \$5,000 |
| <b>In Transit:</b>   | \$5,000 |
| <b>Computer System Fraud:</b>  | \$5,000 |
| <b>Funds Transfer Fraud:</b>   | \$5,000 |
| <b>Debit, Credit or Charge Card Fraud:</b>   | \$5,000 |
| <b>Money Orders and Counterfeit Paper Currency Fraud:</b>  | \$5,000 |
| <b>Social Engineering Fraud:</b>   | \$5,000 |

**Deductible(s):**

|  |                                       |
|--|---------------------------------------|
| <b>All Crime except Social Engineer Fraud:</b> | \$100                                 |
| <b>Social Engineering Fraud:</b>               | 20% of Social Engineering Fraud Limit |

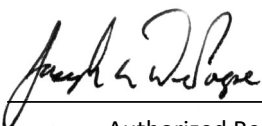
**Contribution:**

\$135

**Policy Forms:**

|                  |   |
|------------------|---|
| PF-52815 (04/20) | The Chubb Primary <sup>SM</sup> Commercial Crime Insurance        |
| PF-52853 (04/20) | Governmental Entity (Colorado Special Districts Pool) Endorsement |
| PF-53127 (04/20) | Colorado Amendatory Endorsement                                   |
| PF-52851 (04/20) | Add Corporate Credit Card Coverage                                |

**This Certificate Holder Declaration is made and is mutually accepted by the CSD Pool and the Named Member subject to all terms which are made a part of the Master Crime Policy. This Certificate represents only a brief summary of coverages. Please refer to the Master Policy Documents for actual coverage, terms, conditions, and exclusions.**

Countersigned by:  \_\_\_\_\_  
Authorized Representative



## Identity Recovery Certificate Holder Declaration

**Master Coverage Policy Number:**

CSD 2009 CP IDR Form 01 01 21

**Insurer:**

The Hartford Steam Boiler Inspection  
and Insurance Company

**Certificate Number:** 23PL-60397-3145

**Coverage Period:** 1/1/2023 to EOD 12/31/2023

**Named Member:**

Granby Ranch Metropolitan District  
c/o Wolfersberger, LLC  
12210 Brighton Rd. #8  
Henderson, CO 80640

**Broker of Record:**

NO BROKER

**Member:**

All permanent employees and District Board members participating in the Colorado Special Districts Property and Liability Pool; Special District Association of Colorado staff and Board of Directors.

**Coverage:**

Reimbursement coverage for expenses arising from a defined "Identity Theft" event. Including: legal fees for answer of civil judgements and defense of criminal charges; phone, postage, shipping fees; notary and filing fees; credit bureau reports; lost wages; child/elder care and mental health counseling.

This coverage does not reimburse the member for monies stolen or fraudulently charged to the member, and excludes loss arising from the member's fraudulent, dishonest or criminal act.

**Annual Aggregate Limit per Member: \$35,000**

Case Management Service Expenses - does not reduce the limit available

Legal Costs - reduces the limit available

**Sub Limits:**

|         |                                 |
|---------|---------------------------------|
| \$5,000 | Lost Wages and Child/Elder Care |
| \$1,000 | Mental Health Counseling        |
| \$1,000 | Miscellaneous Expenses          |

**Coverage Trigger:** Coverage is provided on a discovery basis with a 60-day reporting requirement

**Claims:** For Recovery Assistance and Counseling, please call 1-800-945-4617

**This Certificate Holder Declaration is made and is mutually accepted by the CSD Pool and the Named Member subject to all terms which are made a part of the Identity Recovery Coverage Policy. This Certificate represents only a brief summary of coverages. Please refer to the Master Coverage document for actual coverage, terms, conditions, and exclusions.**

Countersigned by:

A handwritten signature in black ink, appearing to read "Joseph L. Wolfersberger", is written over a horizontal line.

Authorized Representative

## Environmental Legal Liability Certificate Holder Declaration

**Master Policy Number:** ER00A9V23  
**Certificate Number:** 23PL-60397-3145  
**Named Member:**  
Granby Ranch Metropolitan District  
c/o Wolfersberger, LLC  
12210 Brighton Rd. #8  
Henderson, CO 80640

**Insurer:** Aspen Specialty Insurance Company  
**Coverage Period:** 1/1/2023 to EOD 12/31/2023  
**Broker of Record:**  
NO BROKER

### Claims-Made Coverage:

1. **First Party Protection:** For coverages 1.a – 1.d, the pollution incident must be first discovered by the responsible insured and reported to the insurer during the policy period.
  - a. **Clean up:** Covers clean-up costs resulting from a pollution incident on, at, under, or migrating from or through an insured location.
  - b. **Emergency Response:** Covers emergency response cost resulting from a
  - c. **Pollution Incident:** (i) on, at, under or migrating from or through an insured location; (ii) caused by transportation; or (iii) caused by covered operations.
  - d. **Environmental Crisis:** Covers crisis cost resulting from a crisis event.
  - e. **Business Interruption:** Covers business interruption cost and extra expense incurred by the insured and solely and directly by a pollution incident on, at or under an insured location, provided the pollution incident results in clean-up cost covered by this policy.
  
2. **Legal Liability Protection:** For coverages 2.a – 2.d, the claim for damages because of such bodily injury or property damage, or a claim for such clean-up cost, is first made against an insured and reported to the insurer during the policy period.
  - a. **Insured Location:** Covers sums the insured becomes legally obligated to pay: (1) as damages because of bodily injury or property damage; or (ii) for clean-up costs, resulting from a pollution incident on, at under, or migrating from or through an insured location.
  - b. **Non-owned Site:** Covers sums the insured becomes legally obligated to pay (1) as damages because of bodily injury or property damage; or (ii) for clean-up costs, resulting from a pollution incident on, at under, or migrating from or through any non-owned site.
  - c. **Transportation:** Covers sums the insured becomes legally obligated to pay (1) as damages because of bodily injury or property damage; or (ii) for clean-up costs, resulting from a pollution incident caused by transportation.
  - d. **Covered Operations:** Covers sums the insured becomes legally obligated to pay (1) as damages because of bodily injury or property damage; or (ii) for clean-up costs, resulting from a pollution incident caused by covered operations or completed operations.

**Limits of Liability:** \$1,000,000 Each Pollution Incident  
\$5,000,000 Total Policy and Program Aggregate – Shared All Members  
**Sublimits:** \$500,000 Environmental Crisis Aggregate  
\$250,000 Business Interruption Aggregate  
\$100,000 Perfluorinated Compounds Aggregate

**Member Deductible:** \$1,000 Each Pollution Incident

**Retroactive Date:** January 1, 2009 (unless otherwise specified)  
**Defense Costs:** Legal defense expenses and settlement shall erode the Limits of Liability

**Partial List of Exclusions:**

Asbestos, Contractual Liability, Criminal Fines and Criminal Penalties, Cross Liability (Insured vs. Insured), Damage to Insured's Product/Work, Divested Property, Employers Liability, Fraud or Misrepresentation, Intentional Non-Compliance, Internal Expenses, Known Conditions, Lead-Based Paint, Material Change in Risk, Non-Owned Disposal Sites, Underground Storage Tanks and Above Ground Storage Tanks excluded unless scheduled, Vehicle Damage, War or Terrorism, Workers Compensation, Lead at all gun or shooting ranges, Maintenance, Upgrades, Improvements or Installations where required by law, Microbial Matter with carveback for sudden and accidental water intrusion; 10-day discovery period/30 day reporting period, Prior Claims, Communicable Disease

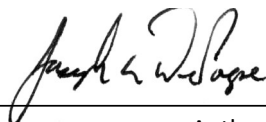
**Policy Forms:**

|                 |   |
|-----------------|---|
| ASPENV110 06 17 | Environmental Legal Liability Policy  |
| ASPENV098 11 17 | Cap on Losses from Certified Acts of Terrorism                                    |
| ASPENV340 05 17 | Insured Location(s) Schedule Endorsement  |
| ASPENV310 05 17 | Known Conditions Exclusion Endorsement  |
| ASPENV316 05 17 | Legal Expense Aggregate Limit of Liability Endorsement                            |
| ASPENV117 11 17 | Self-Insured Retention Aggregate (Erosion by Underlying Policies)                 |
| ASPENV117 11 17 | Sewage Back-up Deductible Amendatory Endorsement                                  |
| ASPENV117 11 17 | Perfluorinated Compounds, Sublimit and Retroactive Date Amendatory Endorsement    |
| ASPENV117 11 17 | Cancellation Amendatory Endorsement   |
| ASPENV117 11 17 | Microbial Matter Exclusion Endorsement  |
| ASPENV117 11 17 | Maintenance, Upgrade, Improvements or Installations Exclusion Endorsement         |
| ASPENV117 11 17 | Retroactive Date All Coverage Endorsement   |
| ASPENV117 11 17 | Microbial Matter Sudden and Accidental Coverage Limitation Amendatory Endorsement |
| ASPENV117 11 17 | Insured Location/Acquired Property Endorsement                                    |
| ASPENV117 11 17 | Public Entity Amendatory Endorsement  |
| ASPENV322 05 17 | Minimum Earned Premium Endorsement  |
| ASPENV341 05 17 | Named Insured Schedule Endorsement  |
| ASPENV118 11 17 | Nuclear, Biological, Chemical, or Radiological Terrorism Exclusion                |
| ASPENV003 05 17 | Other Insurance Condition Amendatory Endorsement                                  |
| ASPER334 01 14  | Prior Claim Exclusion Endorsement   |
| ASPENV338 04 19 | Schedule of Crisis Management Firms Endorsement                                   |
| ASPENV431 11 17 | Aspen Environmental Emergency Response Hotline                                    |
| SNCO 0314       | Colorado Surplus Lines Notice   |
| ASPENV117 11 17 | Communicable Disease Exclusion  |

**Additional Endorsements Applicable to Named Member:**

**This Certificate Holder Declaration is made and is mutually accepted by the CSD Pool and the Named Member subject to all coverage terms under the Pollution Liability Policy #EV00A9V23 issued by Aspen Specialty Insurance Company. This Certificate represents a brief summary of coverages. Please refer to the Master Coverage Document for all coverage terms, conditions and exclusions.**

Countersigned by:



Authorized Representative

**General Liability Schedule  
Metropolitan District**

**Policy Number:** 23PL-60397-3145  
**Named Member:** Granby Ranch Metropolitan District

**Coverage Period:** 1/1/2023 – EOD 12/31/2023  
**Broker:** NO BROKER

| Code | Description  | Unit    | Amount        | Effective Date | Expiration Date |
|------|--|---------|---------------|----------------|-----------------|
| 1    | 1-Number of Skate Board Parks                            | Total   |               | 1/1/2023       | 12/31/2023      |
| 2    | 2-Number of Diving Boards                                | Total   |               | 1/1/2023       | 12/31/2023      |
| 3    | 3-Number of Water Slides                                 | Total   |               | 1/1/2023       | 12/31/2023      |
| 4    | 4-Maximum Bond Issued                                    | Dollars | 11,900,000.00 | 1/1/2023       | 12/31/2023      |
| 5    | 5-Number of Bonds Issued                                 | Total   | 2.00          | 1/1/2023       | 12/31/2023      |
| 20   | 20-Day Care Operations - Total Annual Payroll            | Dollars | 0.00          | 1/1/2023       | 12/31/2023      |
| 30   | 30-Number of EMT Personnel                               | Total   |               | 1/1/2023       | 12/31/2023      |
| 32   | 32-Paid Firefighters - Non-EMT                           | Total   |               | 1/1/2023       | 12/31/2023      |
| 37   | 37-Pipe Line - Under Drain                               | Miles   | 0.00          | 1/1/2023       | 12/31/2023      |
| 39   | 39-Pipe Line   | Miles   |               | 1/1/2023       | 12/31/2023      |
| 43   | 43-Pipe Line - Sewer / Storm Drainage Combined           | Miles   |               | 1/1/2023       | 12/31/2023      |
| 50   | 50-Number of Teachers                                    | Total   |               | 1/1/2023       | 12/31/2023      |
| 70   | 70-Number of Golf Courses                                | Total   |               | 1/1/2023       | 12/31/2023      |
| 80   | 80-Number of Go Cart Tracks                              | Total   | 0.00          | 1/1/2023       | 12/31/2023      |
| 98   | 98-Additional First Named Members                        | Total   | 0.00          | 1/1/2023       | 12/31/2023      |
| 105  | 105-Total Operating Expenses - Any other                 | Dollars | 419,100.00    | 1/1/2023       | 12/31/2023      |
| 130  | 130-Total Operating Expenses - Park & Recreation         | Dollars |               | 1/1/2023       | 12/31/2023      |
| 131  | 131-Total Operating Expenses - Cemetery                  | Dollars |               | 1/1/2023       | 12/31/2023      |
| 132  | 132-Total Operating Expenses - Soil & Water Conservation | Dollars |               | 1/1/2023       | 12/31/2023      |

|     |  |         |      |          |            |
|-----|--|---------|------|----------|------------|
| 133 | 133-Total Operating Expenses - Pest Control  | Dollars |      | 1/1/2023 | 12/31/2023 |
| 134 | 134-Total Operating Expenses - Hospital / Health   | Dollars |      | 1/1/2023 | 12/31/2023 |
| 135 | 135-Total Operating Expenses - Drainage  | Dollars |      | 1/1/2023 | 12/31/2023 |
| 136 | 136-Total Operating Expenses - Library   | Dollars |      | 1/1/2023 | 12/31/2023 |
| 137 | 137-Total Operating Expenses - Water Control   | Dollars |      | 1/1/2023 | 12/31/2023 |
| 138 | 138-Total Operating Expenses - Fire / Ambulance  | Dollars |      | 1/1/2023 | 12/31/2023 |
| 139 | 139-Total Operating Expenses - Water   | Dollars |      | 1/1/2023 | 12/31/2023 |
| 140 | 140-Total Operating Expenses - Irrigation  | Dollars |      | 1/1/2023 | 12/31/2023 |
| 141 | 141-Total Operating Expenses - Sanitation  | Dollars |      | 1/1/2023 | 12/31/2023 |
| 142 | 142-Total Operating Expenses - Transit   | Dollars |      | 1/1/2023 | 12/31/2023 |
| 143 | 143-Total Operating Expenses - Improvement   | Dollars |      | 1/1/2023 | 12/31/2023 |
| 151 | 151-Total Operating Expenses - Sanitation MW Discounted                                    | Dollars | 0.00 | 1/1/2023 | 12/31/2023 |
| 215 | 215-Buildings & Premises Occupied by District  | Sq. Ft. |      | 1/1/2023 | 12/31/2023 |
| 250 | 250-Number of Homes – Covenant Enforcement/Design Review Services under District Authority | Total   |      | 1/1/2023 | 12/31/2023 |
| 270 | 270-Number of Aboveground Storage Tanks (excluding water tanks)                            | Total   | 0.00 | 1/1/2023 | 12/31/2023 |
| 331 | 331-Number of Paid Firefighters - Full-Time  | Total   |      | 1/1/2023 | 12/31/2023 |
| 332 | 332-Number of Paid Firefighters - Part-Time  | Total   |      | 1/1/2023 | 12/31/2023 |
| 333 | 333-Number of Volunteer Firefighters   | Total   |      | 1/1/2023 | 12/31/2023 |
| 334 | 334-Number of Paid EMT - Full-Time   | Total   | 0.00 | 1/1/2023 | 12/31/2023 |
| 335 | 335-Number of Paid EMT - Part-Time   | Total   | 0.00 | 1/1/2023 | 12/31/2023 |
| 341 | 341-Time Spent by Club/Recreation/Camp Volunteers  | Hours   | 0.00 | 1/1/2023 | 12/31/2023 |
| 342 | 342-Time Spent by Day Care Volunteers  | Hours   | 0.00 | 1/1/2023 | 12/31/2023 |
| 344 | 344-Time Spent by Event Organizer Volunteers   | Hours   | 0.00 | 1/1/2023 | 12/31/2023 |
| 345 | 345-Time Spent by General Volunteers   | Hours   | 0.00 | 1/1/2023 | 12/31/2023 |

|     |   |          |           |          |            |
|-----|---|----------|-----------|----------|------------|
| 348 | 348-Number of Board Members                                     | Total    | 5.00      | 1/1/2023 | 12/31/2023 |
| 350 | 350-Number of Permanent Employees - Full-Time                   | Total    |           | 1/1/2023 | 12/31/2023 |
| 351 | 351-Number of Permanent Employees - Part-Time                   | Total    | 0.00      | 1/1/2023 | 12/31/2023 |
| 366 | 366-Total Payroll   | Dollars  | 3,500.00  | 1/1/2023 | 12/31/2023 |
| 400 | 400-Number of Boats - Under 26'                                 | Total    |           | 1/1/2023 | 12/31/2023 |
| 411 | 411-Total Water Delivered Annually - Millions of Gallons (MGAL) | MGAL     |           | 1/1/2023 | 12/31/2023 |
| 414 | 414-Playground/parks (Area)                                     | Acres    |           | 1/1/2023 | 12/31/2023 |
| 415 | 415-Number of Grandstands/Stadiums                              | Total    |           | 1/1/2023 | 12/31/2023 |
| 420 | 420-Vacant Land   | Acres    |           | 1/1/2023 | 12/31/2023 |
| 450 | 450-Miles of Road Maintained                                    | Miles    | 0.00      | 1/1/2023 | 12/31/2023 |
| 522 | 522-Number of Ponds, Lakes & Reservoirs                         | Total    |           | 1/1/2023 | 12/31/2023 |
| 550 | 550-Fire Department Area Served                                 | Sq Miles |           | 1/1/2023 | 12/31/2023 |
| 671 | 671-Number of Parks   | Total    |           | 1/1/2023 | 12/31/2023 |
| 710 | 710-Dams - Class 1 - Low Hazard - Total Acre-Feet               | Acre Ft. | 0.00      | 1/1/2023 | 12/31/2023 |
| 712 | 712-Dams - Class 1 - Low Hazard - Number of Dams                | Count    | 0.00      | 1/1/2023 | 12/31/2023 |
| 720 | 720-Dams - Class 2 - Med Hazard - Total Acre-Feet               | Acre Ft. | 0.00      | 1/1/2023 | 12/31/2023 |
| 722 | 722-Dams - Class 2 - Med Hazard - Number of Dams                | Count    | 0.00      | 1/1/2023 | 12/31/2023 |
| 730 | 730-Dams - Class 3 - High Hazard - Total Acre-Feet              | Acre Ft. | 0.00      | 1/1/2023 | 12/31/2023 |
| 732 | 732-Dams - Class 3 - High Hazard - Number of Dams               | Count    | 0.00      | 1/1/2023 | 12/31/2023 |
| 811 | 811-Number of Spillways   | Total    |           | 1/1/2023 | 12/31/2023 |
| 900 | 900-Services Contracted out to Others                           | Dollars  | 66,100.00 | 1/1/2023 | 12/31/2023 |
| 924 | 924-Revenue from use of Swimming Pools                          | Dollars  |           | 1/1/2023 | 12/31/2023 |
| 925 | 925-Number of Swimming Pools                                    | Total    |           | 1/1/2023 | 12/31/2023 |
| 945 | 945-Number of Sewage Taps                                       | Total    |           | 1/1/2023 | 12/31/2023 |

|     |   |         |  |          |            |
|-----|---|---------|--|----------|------------|
| 946 | 946-Number of Water Mains or Connections                                  | Total   |  | 1/1/2023 | 12/31/2023 |
| 947 | 947-Sewer and/or Sanitation Line Maintenance (budget)                     | Dollars |  | 1/1/2023 | 12/31/2023 |
| 948 | 948-Water Line Maintenance (budget)                                       | Dollars |  | 1/1/2023 | 12/31/2023 |
| 997 | 997-Number of district sponsored Events/Fundraisers - No Alcohol Served   | Total   |  | 1/1/2023 | 12/31/2023 |
| 998 | 998-Number of District sponsored Events/Fundraisers – With Alcohol Served | Total   |  | 1/1/2023 | 12/31/2023 |
| 999 | 999-Prior Acts Coverage Under a Previous “Claims Made” Policy             | Premium |  | 1/1/2023 | 12/31/2023 |

**If your district has exposures not listed on the General Liability schedule above, such as airplanes, security staff, bridges, drones, etc., please furnish details. Certain activities may be excluded or restricted.**